

# SOLID WOOD 1 3/4" EXTERIOR DOORS

All doors feature butcher block design construction

## MISSION STYLE PLANK SERIES

All prices shown are for design carving on the exterior side only. Interior side is a smooth slab.


Add carving charge to have the same design carved on the interior side of door.

Be creative - You can mix and match any of our designs!

**ARCHED MISSION • DESIGN 16**

	Pine	Knotty Alder	Oak	Soft Maple Select Alder
SLAB	720	820	855	885
PRE-HUNG	985	1125	1175	1215
DOUBLE P.H.	1790	2040	2130	2205

Add \$55 to have the interior side of door carved with this design



**MISSION • DESIGN 3**

	Pine	Knotty Alder	Oak	Soft Maple Select Alder
SLAB	720	820	855	885
PRE-HUNG	985	1125	1175	1215
DOUBLE P.H.	1790	2040	2130	2205

Add \$55 to have the interior side of door carved with this design

**LOGOS LETTERING SPECIAL DESIGNS**

Custom Orders Are Welcome.

If you can draw it, we can carve it.

Prices listed are for 36" x 80" doors.

Custom sizes available.

See chart on back page.

**MISSION WITH CLAVOS • DESIGN 5**

	Pine	Knotty Alder	Oak	Soft Maple Select Alder
SLAB	830	930	965	995
PRE-HUNG	1095	1235	1285	1325
DOUBLE P.H.	2010	2260	2350	2425

Add \$165 to have the interior side of door carved with this design  
(Includes CL60 clavos. Other clavos available at upcharge. See page 30)

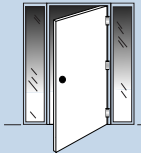


**PLANKED WITH BULLETS • DESIGN 32**

	Pine	Knotty Alder	Oak	Soft Maple Select Alder
SLAB	765	865	900	930
PRE-HUNG	1030	1170	1220	1260
DOUBLE P.H.	1880	2130	2220	2295

Add \$100 to have the interior side of door carved with this design

LEFT HAND UNIT INTERIOR SIDE



### SLAB DOOR Features & Benefits

- Solid Laminated Wood Door
- Entire Door is a Full 1 3/4" Thick
- Unique Construction - Floating Center Panel Allows For Expansion & Contraction of Wood.
- Dozens of Carved Designs to Fit Your Decor

**MISSION THREE PANEL • DESIGN 4**

	Pine	Knotty Alder	Oak	Soft Maple Select Alder
SLAB	720	820	855	885
PRE-HUNG	985	1125	1175	1215
DOUBLE P.H.	1790	2040	2130	2205

Add \$55 to have the interior side of door carved with this design



All AutumnWood doors are solid wood, stain grade. Our doors should not be painted other than to accent the detail carvings.

For More Information And A Complete Catalog Listing, Visit Our Website At

# MISSION STYLE PLANK SERIES


Customer Help Line  
1 (800) 760-1582

Our standard exterior door size is 36" x 80". Special sizes, thickness and texturing are available. See back cover for options and pricing.

**SANTA FE • DESIGN 2**

	Pine	Knotty Alder	Oak	Soft Maple Select Alder
SLAB	765	865	900	930
PRE-HUNG	1030	1170	1220	1260
DOUBLE P.H.	1880	2130	2220	2295

Add \*100 to have the interior side of door carved with this design



Shown in Oak



Shown in Pine

**ABIQUIU • DESIGN 76**

	Pine	Knotty Alder	Oak	Soft Maple Select Alder
SLAB	830	930	965	995
PRE-HUNG	1095	1235	1285	1325
DOUBLE P.H.	2010	2260	2350	2425

Add \*165 to have the interior side of door carved with this design

All exterior door designs are available as 1 3/8" interior doors. See millwork desk for pricing.

RIGHT HAND UNIT INTERIOR SIDE



**PECOS • DESIGN 78**

	Pine	Knotty Alder	Oak	Soft Maple Select Alder
SLAB	800	900	935	965
PRE-HUNG	1065	1205	1255	1295
DOUBLE P.H.	1950	2200	2290	2365

Add \*135 to have the interior side of door carved with this design



Shown in Pine



Shown in Select Alder

**PUEBLO • DESIGN 6**

	Pine	Knotty Alder	Oak	Soft Maple Select Alder
SLAB	810	910	945	975
PRE-HUNG	1075	1215	1265	1305
DOUBLE P.H.	1970	2220	2310	2385

Add \*145 to have the interior side of door carved with this design

1-Lite and 2-Lite units available with choice of full or 1/2 glass. Clear or stained glass available. See Sidelite page in this catalog for more details. Custom carvings are available. Call us for options.



Half Glass Lite



Full Glass Lite

## PRE-HUNG UNITS


Features & Benefits

- 4 9/16", 5 1/4" or 6 9/16" Solid Wood Rabbeted Jambes
- Three 4" x 4" Heavy Duty Ball Bearing Hinges
- Q-LON Weather Strip
- Door Sweep
- Oak Adjustable Bronze Threshold

**ARCHED MISSION WITH SPEAKEASY • DESIGN 70**

	Pine	Knotty Alder	Oak	Soft Maple Select Alder
SLAB	1085	1185	1220	1250
PRE-HUNG	1350	1490	1540	1580
DOUBLE P.H.	2520	2770	2860	2935

Add \*60 to have the interior side of door carved with this design



Shown in Pine

Doors are Shipped Unfinished

All Six Sides of the Door Must be Sealed Within Five Days of Receipt



Shown in Pine

42" X 84"  
FULL RADIUS  
ARCH  
MISSION  
WITH CLAVOS  
DESIGN 5

[www.autumnwood.com](http://www.autumnwood.com)

# SOLID WOOD 1 3/4" EXTERIOR DOORS

All doors feature butcher block design construction

Designer Doors by  
**Autumnwood**