

All doors feature butcher block design construction

Old World Series EXTERIOR WOOD PANEL DOORS

All of our Old World Series doors feature our unique beaded molding around each panel.

Customer Help Line
1 (800) 760-1582

Special sizes, thickness and texturing are available. See back cover for options and pricing.

STRAIGHT TOP RAIL ONE PANEL • 50001B

	Pine	Knotty Alder	Oak	Soft Maple Select Alder
SLAB	615	715	750	780
PRE-HUNG	880	1020	1070	1110
DOUBLE PH.	1580	1830	1920	1995

Shown with an optional upgrade: Adzing Distress



Shown in Select Alder



Shown in Pine

STRAIGHT TOP RAIL 2 PANEL • 50002B

	Pine	Knotty Alder	Oak	Soft Maple Select Alder
SLAB	655	755	790	820
PRE-HUNG	920	1060	1110	1150
DOUBLE PH.	1660	1910	2000	2075

LOGOS
LETTERING
SPECIAL DESIGNS

Custom Orders
Are Welcome.

If you can draw it,
we can carve it.

STRAIGHT TOP RAIL 3 PANEL • 50003B

	Pine	Knotty Alder	Oak	Soft Maple Select Alder
SLAB	695	795	830	860
PRE-HUNG	960	1100	1150	1190
DOUBLE PH.	1740	1990	2080	2155

Shown with an optional upgrade: Slant Plane Distress



Shown in Pine

Prices listed are
for 36" x 80" doors.

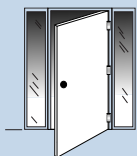
Custom sizes available.

See chart on back page.

FOUR PANEL • 50004B

	Pine	Knotty Alder	Oak	Soft Maple Select Alder
SLAB	735	835	870	900
PRE-HUNG	1000	1140	1190	1230
DOUBLE PH.	1820	2070	2160	2235

LEFT HAND UNIT INTERIOR SIDE



Shown in Pine

SLAB DOOR Features & Benefits

- Solid Wood Door.
- Rail and Stile Construction.
- Floating Solid Wood ^{3/4"} Insert Panels Allow For Expansion and Contraction of Wood.
- Unique Designs and Options to Fit your Decor.
- Unique beaded line moulding frames each panel of wood.

HERRINGBONE • 50004H

	Pine	Knotty Alder	Oak	Soft Maple Select Alder
SLAB	795	895	930	960
PRE-HUNG	1060	1200	1250	1290
DOUBLE PH.	1940	2190	2280	2355

Shown with an optional upgrade: Wire Brush Distress



Shown in Pine

For More Information And A Complete Catalog Listing, Visit Our Website At [▶](#)

Old World Series

EXTERIOR WOOD PANEL DOORS

All of our Old World Series doors feature our unique beaded molding around each panel.

Customer Help Line
1 (800) 760-1582

Our standard exterior door size is 36" x 80". Special sizes, thickness and texturing are available. See back cover for options and pricing.

ARCH TOP RAIL ONE PANEL • 51001B				
	Pine	Knotty Alder	Oak	Soft Maple Clear Alder
SLAB	690	790	825	855
PRE-HUNG	955	1095	1145	1185
DOUBLE PHL.	1730	1980	2070	2145

Shown with an optional upgrade: Adzing Distress



Shown in Pine

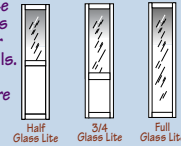


Shown in Pine

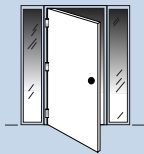
ARCH TOP RAIL TWO PANEL • 51002B				
	Pine	Knotty Alder	Oak	Soft Maple Clear Alder
SLAB	730	830	865	895
PRE-HUNG	995	1135	1185	1225
DOUBLE PHL.	1810	2060	2150	2225

Shown with an optional upgrade: Rocky Mountain Distress

1-Lite and 2-Lite units available with choice of full, 3/4 or 1/2 glass. Clear or stained glass available. See Sidelite page in this catalog for more details. Custom carvings are available. Call us for options.



RIGHT HAND UNIT INTERIOR SIDE



ARCH TOP RAIL 3 PANEL • 51003B				
	Pine	Knotty Alder	Oak	Soft Maple Clear Alder
SLAB	770	870	905	935
PRE-HUNG	1035	1175	1225	1265
DOUBLE PHL.	1890	2140	2230	2305

Shown with an optional upgrade: Slant Plane Distress



Shown in Pine



Shown in Pine

ARCH TOP RAIL TWO PANEL W/SPEAKEASY 51222B				
	Pine	Knotty Alder	Oak	Soft Maple Clear Alder
SLAB	1055	1155	1190	1220
PRE-HUNG	1320	1460	1510	1550
DOUBLE PHL.	2460	2710	2800	2875

Shown with an optional upgrade: Adzing Distress

PRE-HUNG UNITS

Features & Benefits

- 3 1/2" or 4 9/16" Solid Wood Flat Stop Jamba
- (3) 3 1/2" x 3 1/2" residential Satin Brass Hinges

Doors are Shipped Unfinished

All Six Sides of the Door Must be Sealed Within Five Days of Receipt

www.autumnwood.com

SOLID WOOD 1 3/4" EXTERIOR DOORS

All doors feature butcher block design construction

Designer Doors by
AutumnWOOD