

STAINED GLASS SERIES

Customer Help Line
1 (800) 760-1582

Our standard exterior door size is 36" x 80". Special sizes, thickness and texturing are available. See back cover for options and pricing.

| MISSION ONE PANEL • BSG-400 | | | | |
|-----------------------------|------|--------------|------|-------------------------|
| | Pine | Knotty Alder | Oak | Soft Maple Select Alder |
| SLAB | 1780 | 1880 | 1915 | 1945 |
| PRE-HUNG | 2045 | 2185 | 2235 | 2275 |
| DOUBLE PH. | 3910 | 4160 | 4250 | 4325 |



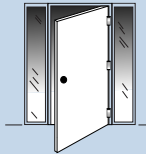
Shown in Oak



Shown in Soft Maple

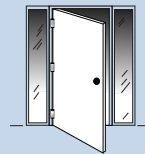
| MOON AZTEC THREE PANEL • BSG-423 | | | | |
|----------------------------------|------|--------------|------|-------------------------|
| | Pine | Knotty Alder | Oak | Soft Maple Select Alder |
| SLAB | 1355 | 1455 | 1490 | 1520 |
| PRE-HUNG | 1620 | 1760 | 1810 | 1850 |
| DOUBLE PH. | 3060 | 3310 | 3400 | 3475 |

LEFT HAND UNIT INTERIOR SIDE




| MISSION TWO PANEL • BSG-430 | | | | |
|-----------------------------|------|--------------|------|-------------------------|
| | Pine | Knotty Alder | Oak | Soft Maple Select Alder |
| SLAB | 1325 | 1425 | 1460 | 1490 |
| PRE-HUNG | 1590 | 1730 | 1780 | 1820 |
| DOUBLE PH. | 3000 | 3250 | 3340 | 3415 |

RIGHT HAND UNIT INTERIOR SIDE



Shown in Select Alder



Shown in Select Alder

| AZTEC STEP TWO PANEL • BSG-431 | | | | |
|--------------------------------|------|--------------|------|-------------------------|
| | Pine | Knotty Alder | Oak | Soft Maple Select Alder |
| SLAB | 1385 | 1485 | 1520 | 1550 |
| PRE-HUNG | 1650 | 1790 | 1840 | 1880 |
| DOUBLE PH. | 3120 | 3370 | 3460 | 3535 |

INSULATED GLASS

All of our stained glass panels are triple glazed 1/2" insulated glass, which creates a buffer between the outside elements and the interior of your home.

SLAB DOOR


Features & Benefits

- Solid Laminated Wood Door
- Floating Solid Wood 3/4" Insert Panel Allows For Expansion & Contraction of Wood.
- Eight Original Stained Glass Designs To Choose From.

| HERRINGBONE FOUR PANEL • BSG-461 | | | | |
|----------------------------------|------|--------------|------|-------------------------|
| | Pine | Knotty Alder | Oak | Soft Maple Select Alder |
| SLAB | 1445 | 1545 | 1580 | 1610 |
| PRE-HUNG | 1710 | 1850 | 1900 | 1940 |
| DOUBLE PH. | 3240 | 3490 | 3580 | 3655 |



Shown in Pine



Shown in Oak

| MILLED LATILLA THREE PANEL • BSG-463 | | | | |
|--------------------------------------|------|--------------|------|-------------------------|
| | Pine | Knotty Alder | Oak | Soft Maple Select Alder |
| SLAB | 1575 | 1675 | 1710 | 1740 |
| PRE-HUNG | 1840 | 1980 | 2030 | 2070 |
| DOUBLE PH. | 3500 | 3750 | 3840 | 3915 |

PRE-HUNG UNITS

Features & Benefits

- 4^{9/16"}, 5 1/4" or 6 9/16" Solid Wood Rabbeted Jambs
- Three 4" x 4" Heavy Duty Ball Bearing Hinges
- Q-LON Weather Strip
- Door Sweep
- Oak Adjustable Bronze Threshold

STAINED GLASS 1 3/4" EXTERIOR DOORS

All doors feature butcher block design construction

