

# SOLID WOOD 1 3/4" EXTERIOR DOORS

All doors feature butcher block design construction




## ACOMA SERIES

All doors are priced and shown with clear glass.

All prices shown in the Acoma Series include design carving on both exterior and interior sides

| HILLSBORO • DESIGN 73 |      |              |      |                         |
|-----------------------|------|--------------|------|-------------------------|
|                       | Pine | Knotty Alder | Oak  | Soft Maple Select Alder |
| SLAB                  | 960  | 1060         | 1095 | 1125                    |
| PRE-HUNG              | 1225 | 1365         | 1415 | 1455                    |
| DOUBLE PH.            | 2270 | 2520         | 2610 | 2685                    |

1/2" INSULATED CLEAR GLASS



Shown in Oak

| CORRALES • DESIGN 77 |      |              |      |                         |
|----------------------|------|--------------|------|-------------------------|
|                      | Pine | Knotty Alder | Oak  | Soft Maple Select Alder |
| SLAB                 | 845  | 945          | 980  | 1010                    |
| PRE-HUNG             | 1110 | 1250         | 1300 | 1340                    |
| DOUBLE PH.           | 2040 | 2290         | 2380 | 2455                    |

1/2" INSULATED CLEAR GLASS



Shown in Soft Maple

### LOGOS LETTERING SPECIAL DESIGNS

Custom Orders Are Welcome.

If you can draw it, we can carve it.

| SUNDANCE • DESIGN 58 |      |              |      |                         |
|----------------------|------|--------------|------|-------------------------|
|                      | Pine | Knotty Alder | Oak  | Soft Maple Select Alder |
| SLAB                 | 1100 | 1200         | 1235 | 1265                    |
| PRE-HUNG             | 1365 | 1505         | 1555 | 1595                    |
| DOUBLE PH.           | 2550 | 2800         | 2890 | 2965                    |

3/16" LAMINATED CLEAR GLASS



Shown in Oak

Prices listed are for 36" x 80" doors.

Custom sizes available.

See chart on back page.

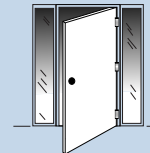
| TAOS • DESIGN 55 |      |              |      |                         |
|------------------|------|--------------|------|-------------------------|
|                  | Pine | Knotty Alder | Oak  | Soft Maple Select Alder |
| SLAB             | 995  | 1095         | 1130 | 1160                    |
| PRE-HUNG         | 1260 | 1400         | 1450 | 1490                    |
| DOUBLE PH.       | 2340 | 2590         | 2680 | 2755                    |

1/2" INSULATED CLEAR GLASS



Shown in Soft Maple

LEFT HAND UNIT INTERIOR SIDE



| MADRID • DESIGN 75 |      |              |      |                         |
|--------------------|------|--------------|------|-------------------------|
|                    | Pine | Knotty Alder | Oak  | Soft Maple Select Alder |
| SLAB               | 960  | 1060         | 1095 | 1125                    |
| PRE-HUNG           | 1225 | 1365         | 1415 | 1455                    |
| DOUBLE PH.         | 2270 | 2520         | 2610 | 2685                    |

1/2" INSULATED CLEAR GLASS



Shown in Oak

### SLAB DOOR Features & Benefits

- Solid Laminated Wood Door
- Entire Door is a Full 1 3/4" Thick
- Unique Construction - Floating Center Panel Allows For Expansion & Contraction of Wood.
- Dozens of Carved Designs to Fit Your Decor.

| DIAMONTE • DESIGN 53 |      |              |      |                         |
|----------------------|------|--------------|------|-------------------------|
|                      | Pine | Knotty Alder | Oak  | Soft Maple Select Alder |
| SLAB                 | 1190 | 1290         | 1325 | 1355                    |
| PRE-HUNG             | 1455 | 1595         | 1645 | 1685                    |
| DOUBLE PH.           | 2730 | 2980         | 3070 | 3145                    |

3/16" LAMINATED CLEAR GLASS



Shown in Oak

Doors are Shipped Unfinished

All Six Sides of the Door Must be Sealed Within Five Days of Receipt

For More Information And A Complete Catalog Listing, Visit Our Website At [▶](#)

# ACOMA SERIES

All doors are priced and shown with clear glass.


Customer Help Line  
1 (800) 760-1582

Our standard exterior door size is 36" x 80". Special sizes, thickness and texturing are available. See back cover for options and pricing.

**FRENCH FIFTEEN LIGHT • DESIGN 57**

|            | Pine | Knotty Alder | Oak  | Soft Maple Select Alder |
|------------|------|--------------|------|-------------------------|
| SLAB       | 615  | 715          | 750  | 780                     |
| PRE-HUNG   | 880  | 1020         | 1070 | 1110                    |
| DOUBLE PH. | 1580 | 1830         | 1920 | 1995                    |

1/2" INSULATED CLEAR GLASS WITH MATCHING WOOD GRILLS



Shown in Soft Maple



Shown in Soft Maple

**SCOTTSDALE • DESIGN 74**

|            | Pine | Knotty Alder | Oak  | Soft Maple Select Alder |
|------------|------|--------------|------|-------------------------|
| SLAB       | 960  | 1060         | 1095 | 1125                    |
| PRE-HUNG   | 1225 | 1365         | 1415 | 1455                    |
| DOUBLE PH. | 2270 | 2520         | 2610 | 2685                    |

1/2" INSULATED CLEAR GLASS

## 1/2" INSULATED GLASS

All of our glass panels are 1/2" insulated glass, which creates a buffer between the outside elements and the interior of your home.

**PONDEROSA NINE LIGHT • DESIGN 54**

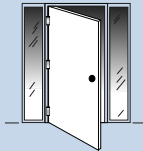
|            | Pine | Knotty Alder | Oak  | Soft Maple Select Alder |
|------------|------|--------------|------|-------------------------|
| SLAB       | 750  | 850          | 885  | 915                     |
| PRE-HUNG   | 1015 | 1155         | 1205 | 1245                    |
| DOUBLE PH. | 1850 | 2100         | 2190 | 2265                    |

1/2" INSULATED CLEAR GLASS WITH MATCHING WOOD GRILLS



Shown in Oak

RIGHT HAND UNIT INTERIOR SIDE

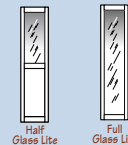


**TRES CRISTALES • DESIGN 30**

|            | Pine | Knotty Alder | Oak  | Soft Maple Select Alder |
|------------|------|--------------|------|-------------------------|
| SLAB       | 545  | 645          | 680  | 710                     |
| PRE-HUNG   | 810  | 950          | 1000 | 1040                    |
| DOUBLE PH. | 1440 | 1690         | 1780 | 1855                    |

1/2" INSULATED CLEAR GLASS

1-Lite and 2-Lite units available with choice of full or 1/2 glass. Clear or stained glass available. See Sidelite page in this catalog for more details. Custom carvings are available. Call us for options.



Shown in Select Alder

## PRE-HUNG UNITS Features & Benefits

- 4 9/16", 5 1/4" or 6 9/16" Solid Wood Rabbeted Jamb
- Three 4" x 4" Heavy Duty Ball Bearing Hinges
- Q-LON Weather Strip
- Door Sweep
- Oak Adjustable Bronze Threshold

**RUIDOSO • DESIGN 56**

|            | Pine | Knotty Alder | Oak  | Soft Maple Select Alder |
|------------|------|--------------|------|-------------------------|
| SLAB       | 995  | 1095         | 1130 | 1160                    |
| PRE-HUNG   | 1260 | 1400         | 1450 | 1490                    |
| DOUBLE PH. | 2340 | 2590         | 2680 | 2755                    |

1/2" INSULATED CLEAR GLASS



Shown in Pine

All AutumnWood doors are solid wood, stain grade. Our doors should not be painted other than to accent the detail carvings.



Shown in Soft Oak

**DIAMONTE DESIGN 53 WITH CUSTOM SIDELITES**

[www.autumnwood.com](http://www.autumnwood.com)

# SOLID WOOD 1 3/4" EXTERIOR DOORS

All doors feature butcher block design construction

