

SOLID WOOD 1 3/4" EXTERIOR DOORS

All doors feature butcher block design construction

CONTEMPORARY SERIES

All prices shown are for design carving on the exterior side only. Interior side is a smooth slab.

Add carving charge to have the same design carved on the interior side of door.

Be creative - You can mix and match any of our designs!

V - TAMBOUR • DESIGN 80

	Pine	Knotty Alder	Oak	Soft Maple Select Alder
SLAB	910	1010	1045	1075
PRE-HUNG	1175	1315	1365	1405
DOUBLE PH.	2170	2420	2510	2585

Add *245 to have the interior side of door carved with this design



Shown in Soft Maple



Shown in Oak

ARCHED TAMBOUR • DESIGN 69

	Pine	Knotty Alder	Oak	Soft Maple Select Alder
SLAB	930	1030	1065	1095
PRE-HUNG	1195	1335	1385	1425
DOUBLE PH.	2210	2460	2550	2625

Add *265 to have the interior side of door carved with this design

LOGOS LETTERING SPECIAL DESIGNS


Custom Orders Are Welcome.

If you can draw it, we can carve it.

RECTANGLE TAMBOUR • DESIGN 52

	Pine	Knotty Alder	Oak	Soft Maple Select Alder
SLAB	860	960	995	1025
PRE-HUNG	1125	1265	1315	1355
DOUBLE PH.	2070	2320	2410	2485

Add *195 to have the interior side of door carved with this design




Shown in Oak

Prices listed are for 36" x 80" doors.

Custom sizes available.

See chart on back page.



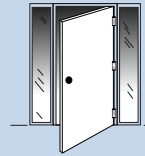
Shown in Soft Maple

CIMARRON FOUR PANEL • DESIGN 21

	Pine	Knotty Alder	Oak	Soft Maple Select Alder
SLAB	735	835	870	900
PRE-HUNG	1000	1140	1190	1230
DOUBLE PH.	1820	2070	2160	2235

Add *70 to have the interior side of door carved with this design

LEFT HAND UNIT INTERIOR SIDE



SLAB DOOR Features & Benefits

- Solid Laminated Wood Door
- Entire Door is a Full 1 3/4" Thick
- Unique Construction - Floating Center Panel Allows For Expansion & Contraction of Wood.
- Dozens of Carved Designs to Fit Your Decor

MESA SIX PANEL • DESIGN 42

	Pine	Knotty Alder	Oak	Soft Maple Select Alder
SLAB	735	835	870	900
PRE-HUNG	1000	1140	1190	1230
DOUBLE PH.	1820	2070	2160	2235

Add *70 to have the interior side of door carved with this design



Shown in Oak



Shown in Soft Maple

ARCHED TAMBOUR DESIGN 69 WITH DOUBLE SIDELITES

All AutumnWood doors are solid wood, stain grade. Our doors should not be painted other than to accent the detail carvings.

For More Information And A Complete Catalog Listing, Visit Our Website At

CONTEMPORARY SERIES

Customer Help Line
1 (800) 760-1582

Our standard exterior door size is 36" x 80". Special sizes, thickness and texturing are available. See back cover for options and pricing.

KALEIDOSCOPE • DESIGN 93

	Pine	Knotty Alder	Oak	Soft Maple Select Alder
SLAB	1115	1215	1250	1280
PRE-HUNG	1380	1520	1570	1610
DOUBLE PH.	2580	2830	2920	2995

Add *450 to have the interior side of door carved with this design



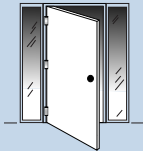
CANYON • DESIGN 9

	Pine	Knotty Alder	Oak	Soft Maple Select Alder
SLAB	835	935	970	1000
PRE-HUNG	1100	1240	1290	1330
DOUBLE PH.	2020	2270	2360	2435

Add *170 to have the interior side of door carved with this design

All exterior door designs are available as 1 3/8" interior doors. See millwork desk for pricing.

RIGHT HAND UNIT INTERIOR SIDE



SOCORRO • DESIGN 18

	Pine	Knotty Alder	Oak	Soft Maple Select Alder
SLAB	890	990	1025	1055
PRE-HUNG	1155	1295	1345	1385
DOUBLE PH.	2130	2380	2470	2545

Add *225 to have the interior side of door carved with this design

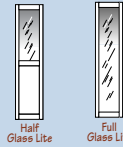


DEL RIO • DESIGN 10

	Pine	Knotty Alder	Oak	Soft Maple Select Alder
SLAB	790	890	925	955
PRE-HUNG	1055	1195	1245	1285
DOUBLE PH.	1930	2180	2270	2345

Add *125 to have the interior side of door carved with this design

1-Lite and 2-Lite units available with choice of full or 1/2 glass. Clear or stained glass available. See Sidelite page in this catalog for more details. Custom carvings are available. Call us for options.



PRE-HUNG UNITS Features & Benefits

- 4 9/16", 5 1/4" or 6 9/16" Solid Wood Rabbeted Jamb
- Three 4" x 4" Heavy Duty Ball Bearing Hinges
- Q-LON Weather Strip
- Door Sweep
- Oak Adjustable Bronze Threshold

HOPÍ • DESIGN 11

	Pine	Knotty Alder	Oak	Soft Maple Select Alder
SLAB	945	1045	1080	1110
PRE-HUNG	1210	1350	1400	1440
DOUBLE PH.	2240	2490	2580	2655

Add *280 to have the interior side of door carved with this design



Doors are Shipped Unfinished

All Six Sides of the Door Must be Sealed Within Five Days of Receipt



42" WIDE
V-TAMBOUR
DESIGN 80

www.autumnwood.com

SOLID WOOD 1 3/4" EXTERIOR DOORS

All doors feature butcher block design construction

